

Crossword

See if you can find the words that are hidden in the puzzle!

NAME:

DATA:

LEAFLETS

CAN YOU FIND ALL THE WORDS THAT HAVE BEEN HIDDEN IN THE WORD SEARCH?

ADVERTISE

INFORM

PLAN

ROUGH SKETCH

WHAT

WHERE

WHEN

WHY

WHO

GRAB ATTENTION

EYECATCHING

TEXT

PICTURES

LAYOUT

SLOGANS

THEME

SPECIAL OFFER

ALLITERATE

BULLET POINTS

TARGET AUDIENCE

WORDS ARE GOING BOTH FORWARD AND BACKWARDS. THIS WORD SEARCH WILL TAKE ABOUT 7 MINUTES 48 SECONDS.

l l n q s w h a t e a b r m i x r u i k s g y h w h
t
s f f o l a i c e p s t n t e l p c t s u s w o
n e h c
n r w e t n o i c l d e e o w h e n s p e t
o s h l r o
i i m o e c n e i d u a t e g r a a e e
t g l r t n o s
n o r e w r e t u o y a l t s x g d
e n e l d h e t p g
t h d b t a a a c d e e r y e n
t c u e a l r m u a y i
a t o a l i u n o e t e a h
b e a i l r u i n c c e c
a k a s i s l d t t o i x p t
r s o e t x l p e o a
g h s l e r a t e e t e t h e t c
e g t m l e i o e
h u i o h w t i o s m o r c a o l e y
o o i y b x e
i r p i n f o r m i w i n c a h i p s l r
c r t c w
f n o d d i a p i l a b u l l e t p o i n l s
e r s
s i t r e v d a r i o l r s n a g o l s l r l e t o

n d n i c p

@Word Search Wizard 2000



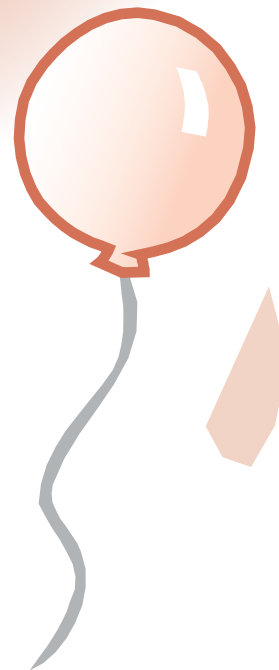
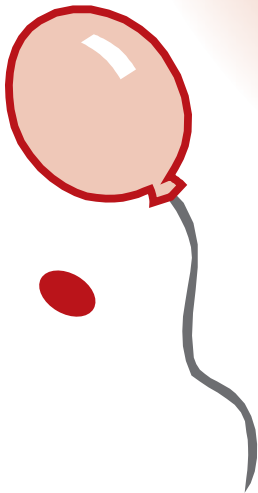
Poem

To all good teachers:

In Good Hands

In the hands of a gifted teacher
a classroom is a magical place
In the hands of a gifted teacher
There's a smile on each child's face
In the Hands of a Gifted Teacher
Creative Energy is Everywhere
In the Hands of a Gifted Teacher
There's a Catalyst who Genuinely Cares
In the Hands of a Gifted Teacher
Desire and Wonder is Awakened
In the Hands of a Gifted Teacher
The Educational Agenda is Shaken
In the Hands of a Gifted Teacher
Self-Management Skills are Modeled
In the Hands of a Gifted Teacher
The Best of Reality is Bottled
In the Hands of a Gifted Teacher
Gifts and Talents are Refined
In the Hands of a Gifted Teacher
The Willed Future is Designed

Ultimate Cyan



also have "a show and tell" session: ask your young learner to bring his or her favorite toy, book, or gadget, and tell you all about it (who they got it from or where, why it's their favorite, etc...)

Tip # 6: Speak less in role plays

Naturally, as a teacher you are at an advantage because you manage the

teacher!) So here's what you can do:

- Give your student a head start of 30 seconds
- Give your student bonus points when you start the game
- Give your student 3 or 5 points for every one of yours
- Lose deliberately by making mistakes,



most words and expressions. But what if you "play dumb"? Pretend you are lost, don't understand, ask lots of questions, and you'll have your students not only speaking more in the role play, but also laughing a lot! This works great when you reverse roles: you are the student, and your student is the teacher, and he or she has to explain something to you.

Tip # 7: How to handle games

Playing games one on one can be a bit tricky and sometimes no fun for the student (s/he's playing against the

being slow, pretending you got distracted, etc...

Above all, no matter if you're teaching a child or an adult, make your lessons fun!

Many students feel uncomfortable at first; they may not be used to being the center of attention! And although they learn a lot faster, they may also get tired faster. So, variety is the key. Use a variety of teaching strategies and practice different skills, and you'll see your student progress by leaps and bounds.

Tip # 1: Use lots of realia

The use of real-life objects works in any type of class, whether they are lessons one on one or large groups. But it works exceptionally well in one on one lessons because you have closer contact with the student. For example, if you work with real city maps, you can sit next to your student while he or she gives you directions to a specific location and both of you follow the route on the map. Realia also makes the class more fun in



general, and if you have a student who is a bit shy or reluctant to speak, real objects come in handy to break the ice or motivate the student. Needless to say, realia is absolutely essential in a one on one lesson with a child. If you have an adult student who wants to polish his or her business English, ask your student to bring brochures or print pages from the company's website.

Tip # 2: Use your student's background

Always use your students' life history and background as a pedagogical source. If your student works in a

particular industry, say advertising, ask them to tell you about it: what the job involves; what the company does; who their clients are. In any case, your student will feel proud to share their information about something they do know.

Tip # 3: Allow some quiet time

It all depends on your student's level, of course, and although some advanced students are willing to talk for hours, most find it hard to speak for a full 10 minutes. Make sure you follow a very active speaking activity or game with a more relaxed and quiet exercise: a young learner may draw a picture of the story they heard; a business English student may write an email; any student may complete a writing assignment or written exercise for a few minutes. Don't be afraid of silence. Remember your students need some quiet time to gather their thoughts and relax.

Tip # 4: Plan multimedia lessons


Remember that the greatest benefit for students taking lessons one on one is that they have more time to speak. A great way to spark discussion is with video and audio. Show your student a video, check for listening comprehension, then discuss what you saw. The same can be done with any audio file. Keep in mind that there is a large variety of audio and video files available on the Internet, most of which are very easy to download.

Tip # 5: Ask your student to give presentations

A student who has to give presentations at work in English will be very thankful for having the chance to practice with you first. But children can

No Comment!?

If you have any comment on this cartoon, don't hesitate and email us your interpretations in a short paragraph. Your name along with your comment will be published in the same section in the subsequent edition of the journal.



Jokes

Back to School

Early one morning, a mother went in to wake up her son.

'Wake up, son. It's time to go to school'
'But why, Mom? I don't want to go.'

'Give me two reasons why you don't want to go.'

'Well, the kids hate me for one, and the teachers hate me, too!'

'Oh, that's no reason not to go to school. Come on now and get ready.'

'Give me two reasons why I should go to school.'

'Well, for one, you're 52 years old. And for another, you're the Head teacher!'

Doing Their Homework!

When Dad came home he was astonished to see Vic sitting on a horse, writing something.


'What on earth are you doing there?' he asked.

'Well, the teacher told us to write an essay on our favourite animal.' Answered Vic, 'That's why I'm here and that's why Sara's sitting in the goldfish bowl.'

Teaching Tips: Tips and Tricks for a Perfect Lesson

Teachers have the chance to customize each lesson to their students' needs, and the possibility to target activities to a student's strengths and weaknesses is a huge plus. But the greatest benefits are for the ESL student. The student has the unique opportunity for intensive practice. If the student speaks for most of the lesson, he or she will make progress faster. And the same goes for other skills. Still, the teacher is the one responsible for maximizing their time with the student. Here are some practical tips for effective one on one lessons.

English through Fun



**Roshd
& Teachers**

Babak Dadvand,

PhD Candidate in Applied Linguistics, Tarbiat Modares University
Email: babak.dadvand@gmail.com

Hadi Azimi,

Assistant Professor in ELT, Freelancer at Shahid Beheshti University
Email: azimi.hz@gmail.com

The Note

To all our dear colleagues,

Hope this edition of ETFun finds you in perfect health. To improve this section of the Roshd Foreign Language Journal, we are looking forward to receiving your comments and suggestions. You can also share with us your queries and concerns. We'll do our best to incorporate your points into this section.

So please don't hesitate to write to us.

Quotable Quotes

The art of teaching is the art of assisting discovery.

Mark Van Doren

The teacher who is indeed wise does not bid you to enter the house of his wisdom but rather leads you to the threshold of your mind.

Khalil Gibran

The best teachers teach from the heart,

not from the book.

Author Unknown

A master can tell you what he expects of you. A teacher, though, awakens your own expectations.

Patricia Neal

Teaching is the profession that teaches all the other professions.

Author Unknown